

Power Transmission

 HITACHI TFO-K 2HP 4P Motor 3P, 220/380V 2 HP/1.5KW 4P B3 IP55 3,460.-	 Mitsubishi SF-QR-0.75-4-L Motor 'MITSU' 3P, 220/380V 1 HP/0.75KW 4P B3 IP55 3,480.-	 BROOK B-DF80MB-4 Motor Cast Iron 'BC' 3PH 0.75KW 4P B3 IE1 3,280.-	 ABB M2BAX-80MB-B3 Motor Cast Iron 'ABB' 3PH 0.75KW 4P B3 IE2 5,430.-
 TECO AFBY-2P-0.75KW-B3 Motor Ex-Proof 3PH 0.75KW 2P B3 IP55 IE3 10,830.-	 Panasonic M91X40G4GGA Induction Motor 220VAC, 1P, 40W (Lead-Wire) 2,480.-	 TRANSTECNO ITHU1314803850 Helical, ITH132U Ratio 14.80 D50-132B5 24,600.-	 SEW R27DRN80M4 "SEW" R27DRN80M4, 0.75 KW, 74 RPM, I = 13.95 15,500.-

Pump & Valve

 CALPEDA NMM 1/AE PowerSingle Phase 230V 50HzkW0,37Hp0,5Flow 5,900.-	 GRUNDFOS DDE15-4B-PP/E/C Digital Dosing Pump, 0.015-15 lph, 4 bar 9,900.-	 GRUNDFOS CMB5-46PT GRUNDFOS รุ่น CMB5-46PT 16,400.-	 EBARA CDX 90/10 EBARA CDX 90/10 7,590.-
 Mitsubishi SSP-755S MITSUBISHI SSP-755S (1Hp 1x220 3") 6,340.-	 Hurricane HUR-9020 4" HUR-9020 (motor franklin) 7.5HP/380V. (4") Head : 70 m. 41,600.-	 Ebro-Stafsjo Z011-A BUTTERFLY VALVE Z011-A (LEVER) - 6" 5,220.-	 KITZ UTKM KITZ BALL VALVE UTKM - 1" 840.-

Tools

 Makita HP333DWYE COMBI DRILL 12V HP333DWYE 3,100.-	 Makita DHP483RFE COMBI DRILL 18V DHP483RFE 7,990.-	 BOSCH GSR 120 Li 13/30 Nm, (เทอร์ 1/เทอร์ 2) ; 0 - 380 / 0 - 1300 รอบ/นาที 2,900.-	 BOSCH D-Tect 120 Bosch Professional Wall Scanner D-TECT 120 7,190.-
---	--	--	---

Distributor / Business Partner

Phoenix Contact	FESTO
Panasonic	Nidec
Fuji Electric	PATLITE
DELTA	LS
WEINTEK	AirTAC
Calpeda	HITACHI
Dalalogic	OPTEX
Transtecno	HIOKI
Brook Crompton	Visam
APEX Dynamic	NIC
HANYOUNG NUX	Shihlin
EATON	BALLUFF
OLI	

Product Provider

Mitsubishi	Yaskawa	Sumitomo
Omron	Toshiba	TECO
Siemens	Danfoss	Oriental Motor
Allen Bradley	Lenze	SEW-Eurodrive
Schneider	Vacon	Flender
GE Fanuc	INVT	Grundfos
Proface	Paker	Ebara
ABB	Resistor Brake	Ebro-stafsjo
ASCO	Nanaboshi	Kitz
AVENTICS	IFM	WUMA
SMC	TDK	Pepperl & Fuchs
Azbil	Meanwell	Wika
Leuze	SICK	Tend

* ราคาอาจมีการเปลี่ยนแปลงได้โดยไม่ต้องแจ้งให้ทราบล่วงหน้า ราคาดังกล่าวยังไม่รวมภาษีมูลค่าเพิ่ม (VAT) 7%

JW TECH

One Stop INDUSTRY PRODUCT WORLDWIDE



เลขที่ 226 ถนนศูนย์การค้าแฮปปี้แลนด์ 1
แขวงคลองจั่น เขตบางกะปิ กรุงเทพฯ 10240
โทร. 02-733-7702
แฟกซ์. 02-733-7703
E-mail: info@jwtech.co.th
www.jwtech.co.th

สแกนเลย!

LINE Add Friend @jwtech

Facebook Find us on Facebook

Branch

สาขาชลบุรี
E-mail : nonchai@jwtech.co.th
02-733-7702 ต่อ 702

สาขารยอง
E-mail : salevp_ry@jwtech.co.th
02-733-7702 ต่อ 701

สาขาสระบุรี
E-mail : kraisorn@jwtech.co.th
02-733-7702 ต่อ 601

สาขานครราชสีมา
E-mail : salest_korat01@jwtech.co.th
02-733-7702 ต่อ 602

สาขาสุนทรศาสตร์
E-mail : salejp_sk@jwtech.co.th
02-733-7702 ต่อ 605

สาขาปราจีนบุรี
E-mail : salevp_pr@jwtech.co.th
02-733-7702 ต่อ 703

สาขาสุราษฎร์ธานี
E-mail : salest_surat01@jwtech.co.th
02-733-7702 ต่อ 703

Phoenix Contact

BEST SELLER



2904602 QUINT4-PS/1AC/24DC/20,
Power supply unit **8,800.-**
2966171 PLC-RSC- 24DC/21,
Relay Module **200.-**
3044076 UT 2,5, Feed-through
terminal block **12.-**

EATON

BEST SELLER



DILM7-10 (230V50HZ) Contactor 3P,
3KW/4HP, 1NO, 230VAC, 50Hz **340.-**
PKZM0-4 MPCB 3P, 1.5KW/2HP,
2.5-4A, 150KA **880.-**
TO-2-1/EA/SVB Main Switch 20 A flush
mount 3P, Emergency type **520.-**

Airtac

SPECIAL PRICE!



4V21008B Solenoid valve 5/2,
Single 24VDC, PT1/4 **336.-**
2W15015B Fluid Control valve 2/2, Size15mm,
PT1/2, 24VDC **964.-**
AFR20001 Filter regulator PT1/4, Mpa,
Semi-auto drain **340.-**

Nidec

CLEARANCE SALE



OPT-P 315L2-4P B3 Motor Cast Iron 'LS'
3PH 200KW 4P B3 IE3 **207,340.-**
OPTA 80M2-4P B3 Motor Alu. 'LS'
3PH 0.75KW 4P B3 IE3 **3,350.-**
OPTA 100L1-4P B3 Motor Alu. 'LS'
3PH 2.2KW 4P B3 IE2 **4,750.-**

PATLITE

SPECIAL PRICE!



LR5-302LJNW-RYG 'PATLITE' LR5; 50mm,
24VDC, L, J, RYG **2,092.-**
KG-24-Y Revolving Warning Light **1,750.-**

DELTA

BEST SELLER



DVP14SS211R CPU SS2; 8DI/6DO (Relay);
24VDC supply **2,390.-**
DOP-110CS HMI DOP-100; 10.1" TFT **10,500.-**
VFD5A5MS43ANSAA INVERTER MS300; 3P,
380VAC, 2.2KW/3HP **6,890.-**
ASD-B3-0421-L ASD-B3 Drive, 400W, 220V,
Pulse train/PR/RS485 **7,800.-**

* สำหรับงาน Project โปรดติดต่อเราเพื่อรับส่วนลดสินค้าราคาพิเศษ

Automation & Drive

Panel Components



Allen-Bradley
 1766-L32BWA MicroLogix 1400, 20 DI/12DO, AC POWER 16,790.-
 25B-D2P3N104 INVERTER PF525 ; 0.75kW ; 480 VAC ; 3P 10,200.-
 2711R-T7T PanelView 800; Color, 7" Touch, 24VDC 24,400.-



GE Fanuc
 IC200UDR164 PLC Micro 64; 40DI/24DO (Relay); 220VAC Supply 28,890.-
 IC755CSS12CDB QuickPanel+ HMI, 12" TFT 95,600.-



Omron
 CP1E-E60SDR-A PLC CP1E CPU 2k Step; 36DI/24DO (R), 220VAC 9,200.-
 3G3MX2-A4040 Omron Inverter 3phase 400VAC, HD: 4kW,ND: 5.5kW 15,700.-
 NB3Q-TW00B HMI 3.5" TFT 65K Color; 320*240 6,500.-



Panasonic
 AFP0RC14CRS Pana, PLC, FP0R-C14 with RS232C 8DI/6DO (Relay) 2,990.-
 MHMF102L1G6 Servo Motor 1KW 16,000.-
 AIG12GQ12D HMI, 4.6" STN monochrome, 24VDC, 232C, SDslot 9,300.-



Phoenix Contact
 1032526 REL-IR-BL/L- 24DC/2X21; ECOLINE Relay,2C/O,24VDC 66.-
 2891001 FL SWITCH SFNB 5TX, Industrial Ethernet Switch 3,440.-
 3240205 CD 100X100 Cable duct 730.-
 2810939 MCR-C-UI-UI-DCI-NC, Signal conditioner 10,870.-
 1212368 WIREFOX 2.5, Stripping tool 1,890.-



EATON
 M22-R1K Potentionmeter 22 mm, 1(k) 647.-
 PLS6-C16 MCB 1P 16AT/63AF/6KA : IEC/EN 60898 84.-



DELTA
 DRC-24V30W1AZ Chrome; PS 240VAC/24VDC, 30 W, 1.25 A (Plastic) 500.-
 DPM-C501L "DELTA" Basic DI/DO Relay Power Meter; DPM-C01L 3,080.-



LS
 XGI-CPUE LS PLC XGK; CPU-E 64KB (1,500 I/O), RS232 8,930.-
 SV055IG5A-4 NVERTER IG5A; 3P, 380VAC, 5.5KW/7.5HP 14,380.-
 IXP80-TTA/DC LS HMI IXP; 12.1" TFT Color(16.7M), DC24V 45,100.-



Schneider
 TM221C16R Schneider, M221, 220VAC, 9DI/7DO (Relay) 4,900.-
 ATV610D22N4 INVERTER ATV-610; 3P, 380VAC, 22KW 33,400.-
 HMIGT05310 Schneider,HMI(10.4"), 96MB, 2COM, Ethernet, 24Vdc 49,300.-



SIEMENS
 6ES7315-2EH14-0AB0 S7-300; CPU 315-2 PN/DP,384KB 71,040.-
 3RW3027-1BB14 SIEMENS SOFT START RW30; 3P, 380VAC, 15KW 9,470.-
 6AV2123-2DB03-0AX0 HMI KTP400 Basic Gen.2; color PN, 4" TFT, 24VDC 9,100.-



Mean Well
 LRS-350-24 "MeanWell" Power Supply LRS; 220VAC/24VDC; 350W 1,070.-
 NDR-120-24 "MeanWell" Power Supply NDR; 220VAC/24VDC; 120W 960.-



TEND
 TBR-10 TEND, Feed-Through Terminal Block 10A 10.-
 TS2D2-G TEND, Pilot Light, 22mm, 220VAC, Green 35.-
 TZ-8108 (HL-5030) TEND, Limit Switch Adjustable Roller Lever 525.-



IDEC
 BN15MW IDEC, Screw Terminal, 1.25 sq.mm., M3, 800V/16A 12.-
 ASW320 IDEC, Selector, Ø22, Maintained, 3Pos, 2NO 289.-



ABB
 AF09-30-10 ABB, Contactor (AC-1=25, AC-3=9,4kW,1NO) 352.-
 S201M-C6 ABB, MCB, 1P, 6A, Icu: 10kA 226.-



Mitsubishi
 FX5U-32MR-ES FX5U CPU 64K Step; 16DI/16DO (Relay),220VAC Supply 12,900.-
 FR-E740-5.5K INVERTER FR E740; 3P, 380VAC, 5.5KW 17,670.-
 MR-J4-60B Mitsu J4; Servo Drive SSCNET; 0.5KW, 220VAC 12,950.-
 GT2103-PMBDS HMI GT 2000; 3.8" STN 5,600.-



Fuji Electric
 V9100ISD FUJI HMI V9; 10.4", 16.7M Color, DC Supply 78,800.-
 FRN0.75G1S-4A FUJI INVERTER MEGA; 3P, 380VAC, 0.75KW 8,650.-
 RYT751F-VV2 Alpha 7; Servo Drive 0.75KW, 220VAC 14,300.-



Yaskawa
 CIMR-AT4A0139AAA INVERTER A1000; 3P, 380VAC, 55KW(HD), 75KW(ND) 85,300.-
 SGGV-330A01A Sigma5, Servo Drive 4.4KW, 220VAC 46,100.-



Schneider
 LC1-D12M7 Schneider, Contactor, 3P, 5.5KW, 12A 460.-
 LRD-06 Schneider, OverloadRelay, 1.00-1.60A, for D09-D38 491.-



Omron
 H3CR-A8 (24VDC) Omron Timer 8-pin multi-mode (socket->PF083A-E) 1,190.-
 61F-GP-N (220VAC) Omron Floatless Level Controller 1,480.-



Mitsubishi
 NF63-CV 3P 63A Mitsubishi MCCB NF63-CV 3P 63A 912.-
 SD-T12 (24VDC) Mitsubishi SD-T12 (24VDC) 1,090.-



Fuji Electric
 BW32AAG 2P 10A Fuji, MCCB, 32AF, 2 Pole, 10A, 1.5kA at 380VAC 396.-
 SC-0 Fuji, Contactor, 5.5KW 12A at 220-240Vac, 1NO 324.-
 DR22D0L-M4G Fuji, PilotLight, Dome, Incandescent, 220V, Green 248.-



ABB
 ACS580-01-073A-4 INVERTER ACS580; 3P, 380VAC, 37KW(ND), 30KW(HD) 53,600.-



Danfoss
 132F0018 INVERTER FC51; 3P, 380VAC, 0.75KW/1HP 6,880.-




Nidec
 C200-034-00094 INVERTER C200; 3P, 380VAC, 4.0KW 7,700.-




Hitachi
 WJ200-075HFC INVERTER WJ200; 3P, 380-460V, 7.5KW/10HP 19,440.-




Parker
 10G-42-0065-BF AC10 3P 400VAC 2.2KW(ND) 5.7A IP20 (W. FILTER) 10,500.-



Toshiba
 VFS15-4075PL INVERTER VFS-15; 3P, 380VAC, 7.5KW 21,200.-



EasyView
 EMT3150A EasyView Advance HMI eMT3000; 15" TFT, 256MB, 24VDC 58,000.-



Hitech
 PWS6600T-P HMI 5.7" Color 256 TFT LCD 21,700.-

Proface
 PFXGP4301TAD HMI Proface GP4300,5.7"Color, 24VDC,COMx2,Ethernet 30,900.-

Sensor



Omron
 WLCA12-N Omron Switch, Adjustable Roller lever 1,000.-



Omron
 E2E-X5ME1 Omron Prox.3-wire 5mm, M12,NO,NPN (unshielded) 1,140.-



OPTEX
 CD22-100AM122 Displace, L-class2, 100s+50mm, 4-20mA, M12 Con. 15,290.-



Datalogic
 953161000 (SR23) SR23-2-IR-PH 5MM FORK SENSOR CABLE PNP 6,730.-



Balluff
 BIW000F BIW1-A310-M0450-P1-S115 17,300.-



Panasonic
 NX5-PRVM5A Pana, MultivolPhoto, Retro, Light-ON, 5m,Relay 1,920.-
 SF4D-H32 SF4D, LightCurtain, 9m, 32CH, Height 630mm 24,300.-



Danfoss
 060G1124 MBS3000 Pressure Trans. 0-6 Bar; 4-20mA; G1/4A 3,900.-



Pepperl+Fuchs
 132960 KFD2-SR2-EX2.W: Switch amplifiers (DI) 6,800.-



Panasonic
 AKW91110 PANA Digital Power Meter size 96*96 mm. 7,500.-



TDK
 RSHN-2010 TDK Noise Filter; 220VAC, 10A 1,120.-



Siemens
 6EP1334-3BA10 SITOP Modular PSU200M; 220VAC (1/2P) /24VDC, 10A 7,670.-



Add Friend @jwtech



Find us on Facebook



Pneumatics



Airtac
 US98A060040100MBU Tubing PU 6mmx4mm, Blue color 757.-
 SC50X50S Standard cylinder Bore. 50XStroke50 684.-
 PSL802A Speed control 8mm, PT1/4, meter-out 68.-



Festo
 8112919 NPQE-D-R14-06-P10; Push-in fitting 43.-
 1376425 DSBC-32-80-PPVA-N3; Standard cylinder 3,280.-
 19758 MFH-5-1/8-B; Solenoid valve 4,810.-



SMC
 SY7120-5LZ-02 Solenoid valve S/2 single RC1/4, 24Vdc. 1,500.-
 TU0805BU-100 Tubing PU 8x5.0mm, Blue color 100m/Roll 4,350.-